

# Adaptive decentralized tracking control of a class of large-scale nonlinear systems with unknown dead-zone inputs using neural network

Yu-Qun Han<sup>1,2</sup> , Shan-Liang Zhu<sup>1,2</sup>, De-Yu Duan<sup>1,2</sup>,  
Lei Chu<sup>1,2</sup> and Shu-Guo Yang<sup>1,2</sup>

Transactions of the Institute of  
Measurement and Control  
1–12

© The Author(s) 2019

Article reuse guidelines:

[sagepub.com/journals-permissions](http://sagepub.com/journals-permissions)

DOI: 10.1177/0142331219861189

[journals.sagepub.com/home/tim](http://journals.sagepub.com/home/tim)



## Abstract

In this paper, an adaptive decentralized control approach is proposed for a class of large-scale nonlinear systems with unknown dead-zone inputs using neural network. Firstly, the dead-zone outputs are firstly represented as simple linear systems with a static time-varying gain and bounded disturbance by introducing characteristic function. Secondly, in the controller design, neural networks are utilized to approximate the unknown nonlinear functions. Thirdly, an adaptive decentralized tracking control approach is constructed via backstepping design technique. It is shown that the proposed control approach can assure that all the signals of the closed-loop system semi-globally uniformly ultimately bounded and the tracking errors finally converge to a small domain around the origin. The proposed method can get precise tracking results with low computational cost, and have a good real-time performance and convergence. Finally, two examples are given to demonstrate the effectiveness of the proposed control scheme.

## Keywords

Decentralized, tracking control, large-scale nonlinear system, dead-zone input, neural network

## Introduction

In general, large-scale systems are often considered as a set of interconnected subsystems, which exist in many practical systems, such as electric power systems, aerospace systems, and multi-agent systems, the wheeled mobile manipulator model (Yin et al., 2017). Compared with single-input single-output (SISO) systems, the controller design for large-scale systems is more difficult to be implemented due to the complexity of control systems and the information exchange among subsystems. Therefore, investigations on large-scale nonlinear systems have received considerable attention in the past years. Existing literature on controller design for large-scale nonlinear systems can be divided in two general categories: centralized control and decentralized control. Compared with the former control, the merits of the latter lie in that it can reduce the computational burden, enhance the robustness and reliability against interacting operation failures (Tong et al., 2013). Therefore, the decentralized adaptive control has become a powerful design approach for large-scale nonlinear systems. Wen (1994) first presented an adaptive backstepping decentralized control scheme for a class of large-scale systems without satisfying the matching condition. Based on this, many interesting results have been achieved for different large-scale nonlinear systems, such as large-scale non-linear systems (Jiang and Repperger, 2001; Zhang and Lin, 2014), large-scale non-linear systems with actuator faults and unknown dead-zones (Li and Yang, 2017b), large-scale nonlinear systems with

unmodeled dynamics (Liu and Li, 2002), large-scale nonlinear systems with systems with hysteresis (Wen and Zhou, 2007), large-scale nonlinear systems with a neurally stable uncertain exosystem (Ye and Huang, 2003), large-scale stochastic nonlinear systems (Arslan and Basar, 2003), large-scale feedforward nonlinear time-delay systems (Zhang et al., 2014). In actual operations, many large-scale nonlinear systems fail to preserve stability under complexity information exchange among subsystems. Therefore, it is necessary to study the stability analysis of large-scale nonlinear systems.

On the other hand, due to the excellent approximation characteristics of neural network (NN) or multi-dimensional Taylor network (MTN) or fuzzy logic systems (FLSs), the method of approximation-based NN or FLS control has received considerable attention, for example, the works (Chen and Ge, 2013; Ge et al., 2003; Han, 2018; Liu et al., 2011; Yin et al., 2017) discussed the adaptive control problem for some

<sup>1</sup>School of Mathematics and Physics, Qingdao University of Science and Technology, China

<sup>2</sup>Research Center for Data Science and Information Technology, Qingdao University of Science and Technology, China

## Corresponding author:

Shu-Guo Yang, School of Mathematics and Physics, Qingdao University of Science and Technology, No.99 Songling Rd, Qingdao, Shandong 266061, China.

Email: [ysg\\_2005@163.com](mailto:ysg_2005@163.com)

classes of nonlinear systems based on NN, the works (Han et al., 2019; Yan et al., 2018) discussed the adaptive control problem for some classes of nonlinear systems using MTN-based approaches, the works (Yin et al., 2016) discussed the adaptive control problem for some classes of nonlinear systems based on FLSs. However, most of the results focused on SISO systems. Recently, a growing attention has been paid on large-scale systems (Chen and Li, 2008; Duan et al., 2017; Tong et al., 2011a, 2011b; Wang and Yang, 2016). Among them, combining approximation-based method along with the adaptive control technique, many interesting results have been reported, such as unknown nonlinear interconnected systems (Chen and Li, 2009; Hou et al., 2007; Li and Yang, 2017a; Zhai et al., 2012), uncertain large-scale nonlinear systems with actuator faults (Yang and Yue, 2016), linearly parametrized large-scale nonlinear systems (Jiang, 2000), large-scale nonlinear systems with input delays (Baigzadehnoe et al., 2017), interconnected large-scale uncertain nonlinear time-delay systems with input saturation (Li et al., 2011). For the reason that NNs or MTN or FLSs are universal approximators, these design ideas do not require nonlinear systems to be known exactly or the unknown nonlinear functions to be linearly parameterized. Meanwhile, adaptive controllers are constructed recursively in the framework of backstepping, and NNs or FLSs are used to approximate the unknown smooth functions. Owing to the complexity of control synthesis and the physical restrictions on information exchange among subsystems, the decentralized control scheme designing with NNs or FLSs is still a challenging problem.

On the other hand, dead-zone is one of the most important non-smooth nonlinearity in many industrial processes, which can severely limit system performance, and its study has been drawing much interest in the control community for a long time (Selmic and Lewis, 2000; Tao and Kokotovic, 1992; Taware and Tao, 2003; Wang et al., 2004). Wang et al. (2004) proposed a robust adaptive control scheme without constructing the dead-zone inverse. And then, this method has been successfully extended to the case of non-symmetric dead-zones by Ibrir et al. (2007). So far, many interesting results have been obtained for control design of nonlinear systems with both unknown functions and unknown dead-zone input. However, most of the results focused on SISO systems. Recently, a growing attention has been paid on multiple-input multiple-output (MIMO) nonlinear systems. For example, Zhang and Ge (2007, 2009) investigated the problem of adaptive neural control scheme for MIMO nonlinear systems with unknown dead-zones. Chen and Tao (2016) proposed an adaptive neural fault-tolerant control scheme for large-scale nonlinear systems with unknown dead-zone and external disturbances. An approximation-based adaptive tracking control approach was proposed by Zhou et al. (2015) for a class of MIMO nonlinear systems with input saturation using NN. Although the adaptive NN backstepping control design has achieved great progress, most the aforementioned control approaches achieved good control performance at the cost of increasing the number of nodes. In fact, it is still a challenging task to construct a simple but effective control algorithm for the large-scale nonlinear systems with unknown dead-zone, which motivates our research.

Motivated by the aforementioned discussion, an adaptive decentralized tracking control approach is proposed for large-scale nonlinear systems with unknown nonsymmetric dead-zone inputs using NN. The dead-zone output is represented as a simple linear system with a static time-varying gain and bounded disturbance by introducing characteristic function by using methods of Zhang and Ge (2007, 2008), based on the proposed novel description of dead-zone model, an adaptive decentralized neural tracking control approach is developed without necessarily constructing the dead-zone inverse and knowing some parameter bounds of dead-zones. During the controller design, radial basis function neural networks (RBFNNs) are used to approximate unknown nonlinearities, and then an adaptive neural decentralized neural tracking control scheme is constructed via backstepping. The main contributions of this paper are listed as follows:

- (1) A novel adaptive NN-backstepping-based controller design technique for large-scale nonlinear systems with the unknown non-symmetric dead-zone inputs is established. Moreover, the studied system is the large-scale nonlinear systems with unknown control directions, which means its system structure is more general than some existing systems, such as those (Chen and Tao, 2016; Wei et al., 2017).
- (2) In the control design, instead of using RBFNN to approximate each unknown function, we lump all unknown functions into a suitable unknown function that is approximated only by a RBFNN in each step of the backstepping. Thus, the computation burden of the design controller is significantly decreased.
- (3) The control strategy proposed in this paper can get precise tracking results with low computational cost, and have a good real-time performance and convergence.

The remainder of this paper is organized as follows. The preliminaries and problem formulation are given in Section 2. Adaptive decentralized neural tracking control scheme and stability analysis are presented in Section 3. The simulation results are given in Section 4. Finally, the conclusion is given in Section 5.

## Preliminaries and problem formulation

Throughout this paper, the following notations will be used.  $R_+$  denotes the set of all nonnegative real numbers.  $R^n$  denotes the real  $n$ -dimensional space. For a given vector or matrix  $X$ ,  $X^T$  denotes its transpose;  $|X|$  denotes the Euclidean norm of a vector  $X$  and the corresponding induced norm for matrices is denoted by  $\|X\|$ ;  $\lambda_{\min}(X)$  and  $\lambda_{\max}(X)$  denotes the minimal eigenvalue and maximal eigenvalue of real matrix  $X$ , respectively.  $I_n$  denotes the  $n \times n$  identity matrix.

### Problem description

Consider the following large-scale nonlinear system with  $N$  subsystems, and the behavior of the  $i$ -th ( $i = 1, \dots, N$ ) subsystem is governed by the following differential equations

$$\begin{cases} \dot{\bar{x}}_{i,j} = g_{i,j}(\bar{x}_{i,j})x_{i,j+1} + f_{i,j}(\bar{x}_{i,j}) + h_{i,j}(\bar{y}) \\ \dot{\bar{x}}_{i,n_i} = g_{i,n_i}(\bar{x}_{i,n_i})u_i + f_{i,n_i}(\bar{x}_{i,n_i}) + h_{i,n_i}(\bar{y}) \\ y_i = x_{i,1} \end{cases} \quad (1)$$

where  $i = 1, 2, \dots, N$ ,  $\bar{x}_{i,j} = [x_{i,1}, x_{i,2}, \dots, x_{i,j}]^T \in \mathbb{R}^j$  and  $\bar{y} = [y_1, y_2, \dots, y_N]^T \in \mathbb{R}^N$ .  $x_i = [x_{i,1}, x_{i,2}, \dots, x_{i,n_i}]^T \in \mathbb{R}^{n_i}$  and  $y_i \in \mathbb{R}$  are the state vector and the scalar output of the  $i$ -th nonlinear subsystem, respectively;  $f_{i,j}(\cdot) : \mathbb{R}^j \rightarrow \mathbb{R}$  and  $g_{i,j}(\cdot) : \mathbb{R}^j \rightarrow \mathbb{R}$  are unknown smooth nonlinear functions with  $f_{i,j}(\mathbf{0}) = 0$ .  $h_{i,j}(\cdot) : \mathbb{R}^N \rightarrow \mathbb{R}$  is unknown smooth interconnections between the  $i$ -th subsystem and other subsystems with  $h_{i,j}(\mathbf{0}) = 0$ . Moreover,  $u_i \in \mathbb{R}$  denotes the output of the  $i$ -th dead-zone, which can be expressed as the following form

$$u_i = D_i(v_i) = \begin{cases} g_{i,r}(v_i), & v_i \geq b_{i,r} \\ 0, & b_{i,l} \leq v_i \leq b_{i,r} \\ g_{i,l}(v_i), & v_i \leq b_{i,l} \end{cases} \quad (2)$$

where  $v_i$  is the input to the  $i$ -th dead-zone,  $b_{i,r}$  and  $b_{i,l}$  are the unknown parameters of the  $i$ -th dead-zone.

The objective of this paper is to design an adaptive neural decentralized controller such that the system output  $y_i$  follows the given reference signal  $y_{d,i}$  ( $i = 1, \dots, N$ ), respectively.

To facilitate control system design, we need the following assumptions.

**Assumption 1:** For each  $i \in \{1, \dots, N\}$ , the dead-zone output  $u_i$  is not available.

**Assumption 2:** (Zhang and Ge, 2007). For each  $i \in \{1, \dots, N\}$ , the dead-zone parameters  $b_{i,r}$  and  $b_{i,l}$  are unknown bounded constants, but their signs are known, i.e.  $b_{i,r} > 0$  and  $b_{i,l} < 0$ .

**Assumption 3:** (Zhang and Ge, 2007). For each  $i \in \{1, \dots, N\}$ ,  $g_{i,r}(v_i)$  and  $g_{i,l}(v_i)$  are smooth functions, there exist unknown positive constants  $k_{i,10}$ ,  $k_{i,11}$ ,  $k_{i,r0}$  and  $k_{i,r1}$ , such that

$$\begin{aligned} 0 < k_{i,10} \leq g'_{i,l}(v_i) \leq k_{i,11}, \quad \forall v_i \in (-\infty, b_{i,l}] \\ 0 < k_{i,r0} \leq g'_{i,r}(v_i) \leq k_{i,r1}, \quad \forall v_i \in [b_{i,r}, +\infty) \end{aligned}$$

where  $g'_{i,l}(v_i) = \left. \frac{dg_{i,l}(\xi)}{d\xi} \right|_{\xi=v_i}$  and  $g'_{i,r}(v_i) = \left. \frac{dg_{i,r}(\xi)}{d\xi} \right|_{\xi=v_i}$ . In addition, define a known positive constant  $\beta_{i,0}$  satisfies  $\beta_{i,0} \leq \min\{k_{i,10}, k_{i,r0}\}$ .

**Remark 1:** For large-scale nonlinear systems with unknown dead-zone inputs, Assumptions 1–3 are the commonly assumptions, and moreover, these assumptions assure the unknown dead-zone inputs of the large-scale nonlinear systems can be handled in the controller design.

**Assumption 4:** For each  $j \in \{1, 2, \dots, n_i\}$  and  $i \in \{1, 2, \dots, N\}$ , the sign of function  $g_{i,j}$  does not change, and there exist constants  $\underline{b}$  and  $\bar{b}$  such that

$$0 < \underline{b} \leq |g_{i,j}(\bar{x}_{i,j})| \leq \bar{b} < \infty.$$

**Remark 2:** In Assumption 4, the true value of the constant  $\bar{b}$  is not necessary to be known due to the fact that it not used for controller design.

**Assumption 5:** For each  $j \in \{1, 2, \dots, n_i\}$  and  $i \in \{1, 2, \dots, N\}$ , there exist an unknown smooth function  $h_{i,j,l}(v_l)$  with  $h_{i,j,l}(0) = 0$ , such that

$$|h_{i,j}(\bar{y})|^2 \leq \sum_{l=1}^N h_{i,j,l}^2(v_l).$$

**Remark 3:** Assumption 5 assures the unknown smooth interconnections between the  $i$ -th subsystem and other subsystems can be handled in the backstepping design. In addition, although Assumptions 4 and 5 seem to be too restrictive for large-scale nonlinear systems, there still exist many physical systems to satisfy it, such as two inverted pendulums that are connected by a spring (Spooner and Passino, 1999; Tong et al., 2014).

### Dead-zone transformation (Zhang and Ge, 2007, 2008)

Based on Assumption 3 and using the same arguments as Zhang and Ge (2007, 2008), the  $i$ -th dead-zone (2) can be rewritten as

$$u_i = D_i(v_i) = K_i^T(t)\Phi_i(t)v_i + d_i(v_i) \quad (3)$$

where

$$\Phi_i(t) = [\varphi_{i,r}(t), \varphi_{i,l}(t)]^T,$$

$$\text{with } \varphi_{i,r}(t) = \begin{cases} 1, & v_i(t) > b_{i,l} \\ 0, & v_i(t) \leq b_{i,l} \end{cases}, \quad \varphi_{i,l}(t) = \begin{cases} 1, & v_i(t) < b_{i,r} \\ 0, & v_i(t) \geq b_{i,r} \end{cases}$$

$$K_i(t) = [K_{i,r}(v_i(t)), K_{i,l}(v_i(t))]^T \quad (4)$$

$$\text{with } K_{i,r}(v_i(t)) = \begin{cases} 0, & v_i(t) \leq b_{i,l} \\ g'_{i,r}(\xi_{i,r}(v_i(t))), & b_{i,l} < v_i(t) < +\infty \end{cases}$$

$$K_{i,l}(v_i(t)) = \begin{cases} g'_{i,l}(\xi_{i,l}(v_i(t))), & -\infty < v_i(t) < b_{i,r} \\ 0, & v_i(t) \geq b_{i,r} \end{cases}$$

$$d_i(v_i) = \begin{cases} -g'_{i,r}(\xi_{i,r}(v_i))b_{i,r}, & v_i \geq b_{i,r} \\ -[g'_{i,l}(\xi_{i,l}(v_i)) + g'_{i,r}(\xi_{i,r}(v_i))]v_i, & b_{i,l} < v_i < b_{i,r} \\ -g'_{i,l}(\xi_{i,l}(v_i))b_{i,l}, & v_i \leq b_{i,l} \end{cases} \quad (5)$$

where

$$\xi_{i,l}(v_i) \in \begin{cases} (v_i, b_{i,l}), & \text{if } v_i < b_{i,l} \\ (b_{i,l}, v_i), & \text{if } b_{i,l} \leq v_i < b_{i,r} \end{cases}$$

$$\xi_{i,r}(v_i) \in \begin{cases} (b_{i,r}, v_i), & \text{if } b_{i,r} < v_i \\ (v_i, b_{i,r}), & \text{if } b_{i,l} < v_i \leq b_{i,r} \end{cases}$$

and  $|d_i(v_i)| \leq \hat{k}_i$ ,  $\hat{k}_i$  is an unknown positive constant with  $\hat{k}_i = (k_{i,11} + k_{i,r1}) \max\{b_{i,r}, -b_{i,l}\}$ .

**Remark 4:** According to Assumptions 3 and 4, and (4) and (5), we can easily get

$$\beta_{i,0} \leq K_i^T(t)\Phi_i(t) \leq k_{i,l1} + k_{i,r1} < \infty.$$

**Remark 5:** Assumption 4 implies that the functions  $g_{i,j}(\bar{x}_{i,j})$  are strictly either positive or negative, without loss of generality, it is further assumed that  $0 < \underline{b} \leq g_{i,j}(\bar{x}_{i,j}) \leq \bar{b} < \infty$ . In addition, considering that Assumptions 3 and Remark 4, it can be further assumed that

$$\begin{aligned} 0 < \underline{b} &\leq g_{i,j} \leq \bar{b} < \infty, \\ 0 < \underline{b} &\leq g_{i,j} K_i^T(t)\Phi_i(t), \end{aligned}$$

where  $\underline{b} = \min\{\underline{b}, \bar{b}, \beta_{i,0}\}$  is a known constant.

### RBFNN

In this paper, the RBFNN will be used to approximate the continuous functions  $f(Z) : R^n \rightarrow R$ , that is

$$f(Z) = \theta^T \mathbf{S}(Z)$$

where  $Z \in \Omega_z \subset R^q$  is the input vector with  $q$  being the NN input dimension, weight vector  $\theta = [\theta_1, \dots, \theta_l]^T \in R^l$ ,  $l > 1$  is the NN's node number, and  $\mathbf{S}(Z) = [s_1(Z), \dots, s_l(Z)]^T$  means the basis function vector with  $s_i(Z)$  being chosen as the Gaussian function of the form  $s_i(Z) = \exp\left[-(Z - \mu_i)^T(Z - \mu_i)/b_i^2\right]$ ,  $i = 1, 2, \dots, l$ , where  $\mu_i = [\mu_{i,1}, \dots, \mu_{i,q}]^T$  is the center of the receptive field, and  $b_i$  is the width of the Gaussian function.

Then, the following lemma is stated for function approximation.

**Lemma 1:** Assume that  $f(z)$  is a continuous function defined on a compact set  $\Omega_z$ . Then, for any given desired level of accuracy  $\varepsilon > 0$ , there exists a RBFNN, such that

$$f(z) = \theta^{*T} \mathbf{S}(z) + \delta(z), \quad |\delta(z)| \leq \varepsilon$$

where  $\theta^*$  is the optimal weight vector and defined as

$$\theta^* = \arg \min_{W \in R^l} \left\{ \sup_{Z \in \Omega_z} |f(z) - \theta^T \mathbf{S}(z)| \right\}$$

where  $\delta(z)$  is the approximation error and satisfies  $|\delta(z)| \leq \varepsilon$ .

### Main results

In this section, a systemic control design and stability analysis procedure will be presented using adaptive backstepping technique.

To develop the backstepping design, define the following coordinate transformation

$$z_{i,j} = x_{i,j} - \alpha_{i,j-1}, \quad i = 1, \dots, N; j = 1, \dots, n_i \quad (6)$$

where  $\alpha_{i,0} = y_{d,i}$ .

It follows from (1) and (6) that

$$\begin{cases} \dot{z}_{i,j} = g_{i,j}(\bar{x}_{i,j})x_{i,j+1} + f_{i,j}(\bar{x}_{i,j}) + h_{i,j}(\bar{y}) - \dot{\alpha}_{i,j-1} \\ \dot{z}_{i,n_i} = g_{i,n_i}(\bar{x}_{i,n_i})u_i + f_{i,n_i}(\bar{x}_{i,n_i}) + h_{i,n_i}(\bar{y}) - \dot{\alpha}_{i,n_i-1} \end{cases} \quad (7)$$

where  $i = 1, \dots, N, j = 1, \dots, n_i-1$ , and

$$\begin{aligned} \dot{\alpha}_{i,0} = \dot{y}_{d,i}, \quad \dot{\alpha}_{i,j-1} &= \sum_{l=1}^{j-1} \frac{\partial \alpha_{i,j-1}}{\partial x_{i,l}} (g_{i,l}x_{i,l+1} + f_{i,l} + h_{i,l}) \\ &+ \frac{\partial \alpha_{i,j-1}}{\partial \hat{\theta}_{i,j-1}} \dot{\hat{\theta}}_{i,j-1} \end{aligned}$$

### Adaptive NN control design

In the following, for simplicity, the time variable  $t$  will be omitted from the corresponding functions.  $\mathbf{S}_{i,j}(\mathbf{z}_{i,j})$ ,  $g_{i,j}(\bar{x}_{i,j})$ ,  $f_{i,j}(\bar{x}_{i,j})$  and  $h_{i,j}(\bar{y})$  are abbreviated as  $\mathbf{S}_{i,j}$ ,  $g_{i,j}$ ,  $f_{i,j}$  and  $h_{i,j}$ , respectively.

**Step i, 1:** Consider the Lyapunov function candidate as follows

$$V_{i,1} = \frac{1}{2} z_{i,1}^2 + \frac{1}{2} \tilde{\theta}_{i,1}^T \Gamma_{i,1}^{-1} \tilde{\theta}_{i,1},$$

where  $\tilde{\theta}_{i,1} = \theta_{i,1} - \hat{\theta}_{i,1}$  is the parameter estimate error, and matrix  $\Gamma_{i,1} = \Gamma_{i,1}^T > 0$ .

Then, the time derivative of  $V_{i,1}$  along (7) with  $j = 1$ , we have

$$\begin{aligned} \dot{V}_{i,1} &= z_{i,1}(g_{i,1}x_{i,2} + \bar{f}_{i,1} + h_{i,1}) \\ &- z_{i,1}^2 - z_{i,1}\lambda_{i,1}(z_{i,1}) - \tilde{\theta}_{i,1}^T \Gamma_{i,1}^{-1} \dot{\hat{\theta}}_{i,1} \end{aligned} \quad (8)$$

where  $\bar{f}_{i,1} = f_{i,1} - \dot{y}_{d,i} + z_{i,1} + \lambda_{i,1}(z_{i,1})$ ,  $\lambda_{i,1}(z_{i,1})$  is a smooth nonnegative function and its true value is not necessary to be known because it is not used for controller design.

Obviously, unknown function  $f_{i,1}$  cannot be directly used to construct virtual control signal  $\alpha_{i,1}$ . According to the Lemma 1, for any given constant  $\varepsilon_{i,1} > 0$ , there exists a NN as  $\theta_{i,1}^T \mathbf{S}_{i,1}$  such that

$$\bar{f}_{i,1} = \theta_{i,1}^T \mathbf{S}_{i,1} + \delta_{i,1}(z_{i,1}), \quad |\delta_{i,1}(z_{i,1})| \leq \varepsilon_{i,1},$$

where  $\delta_{i,1}$  is the approximation error.

According to Young's inequality, we have

$$z_{i,1}\bar{f}_{i,1} = z_{i,1}\theta_{i,1}^T \mathbf{S}_{i,1} + z_{i,1}\delta_{i,1} \leq z_{i,1}\theta_{i,1}^T \mathbf{S}_{i,1} + \frac{1}{2}z_{i,1}^2 + \frac{1}{2}\varepsilon_{i,1}^2 \quad (9)$$

$$z_{i,1}h_{i,1} \leq \frac{1}{2}z_{i,1}^2 + \frac{1}{2}h_{i,1}^2 \leq \frac{1}{2}z_{i,1}^2 + \frac{1}{2}\sum_{l=1}^N h_{i,1,l}^2(y_l) \quad (10)$$

Considering that  $x_{i,2} = z_{i,2} + \alpha_{i,1}$  and substituting (9) and (10) into (8) gives

$$\begin{aligned} \dot{V}_{i,1} &\leq z_{i,1}(g_{i,1}z_{i,2} + g_{i,1}\alpha_{i,1}) + \frac{1}{2}\sum_{l=1}^N h_{i,1,l}^2(y_l) - z_{i,1}\lambda_{i,1}(z_{i,1}) \\ &\quad + \frac{1}{2}\varepsilon_{i,1}^2 + z_{i,1}\boldsymbol{\theta}_{i,1}^T \mathbf{S}_{i,1} - \tilde{\boldsymbol{\theta}}_{i,1}^T \Gamma_{i,1}^{-1} \dot{\tilde{\boldsymbol{\theta}}}_{i,1}. \end{aligned} \quad (11)$$

Applying Young's inequality, we have

$$z_{i,1}g_{i,1}z_{i,2} \leq \frac{1}{2}g_{i,1}z_{i,1}^2 + \frac{1}{2}g_{i,1}z_{i,2}^2 \quad (12)$$

Choosing the virtual control law  $\alpha_{i,1}$  as follows

$$\alpha_{i,1} = -\frac{1}{b}\left(r_{i,1}|z_{i,1}| + \left|\hat{\boldsymbol{\theta}}_{i,1}^T \mathbf{S}_{i,1}\right|\right)\text{sgn}(z_{i,1})$$

where  $r_{i,1}$  is positive design parameters.

Then, the following inequality can be obtained

$$z_{i,1}g_{i,1}\alpha_{i,1} \leq -r_{i,1}z_{i,1}^2 - \left|z_{i,1}\hat{\boldsymbol{\theta}}_{i,1}^T \mathbf{S}_{i,1}\right|. \quad (13)$$

Substituting (12) and (13) into (11) gives

$$\begin{aligned} \dot{V}_{i,1} &\leq -\left(r_{i,1} - \frac{1}{2}g_{i,1,k}\right)z_{i,1}^2 + \frac{1}{2}g_{i,1}z_{i,2}^2 + \frac{1}{2}\varepsilon_{i,1}^2 + \frac{1}{2}\sum_{l=1}^N h_{i,1,l}^2(y_l) \\ &\quad - z_{i,1}\lambda_{i,1}(z_{i,1}) - \left|z_{i,1}\hat{\boldsymbol{\theta}}_{i,1}^T \mathbf{S}_{i,1}\right| + z_{i,1}\left(\tilde{\boldsymbol{\theta}}_{i,1}^T + \hat{\boldsymbol{\theta}}_{i,1}^T\right)\mathbf{S}_{i,1} - \tilde{\boldsymbol{\theta}}_{i,1}^T \Gamma_{i,1}^{-1} \dot{\tilde{\boldsymbol{\theta}}}_{i,1} \\ &\leq -\left(r_{i,1} - \frac{1}{2}g_{i,1}\right)z_{i,1}^2 + \frac{1}{2}g_{i,1}z_{i,2}^2 + \tilde{\boldsymbol{\theta}}_{i,1}^T \left(z_{i,1}\mathbf{S}_{i,1} - \Gamma_{i,1}^{-1} \dot{\tilde{\boldsymbol{\theta}}}_{i,1}\right) \\ &\quad + \frac{1}{2}\varepsilon_{i,1}^2 + \frac{1}{2}\sum_{l=1}^N h_{i,1,l}^2(y_l) - z_{i,1}\lambda_{i,1}(z_{i,1}). \end{aligned} \quad (14)$$

**Step  $i, 2$ :** Consider the Lyapunov function candidate as follows

$$V_{i,2} = V_{i,1} + \frac{1}{2}z_{i,2}^2 + \frac{1}{2}\tilde{\boldsymbol{\theta}}_{i,2}^T \Gamma_{i,2}^{-1} \tilde{\boldsymbol{\theta}}_{i,2},$$

where  $\tilde{\boldsymbol{\theta}}_{i,2} = \boldsymbol{\theta}_{i,2} - \hat{\boldsymbol{\theta}}_{i,2}$  is the parameter estimate error, and matrix  $\Gamma_{i,2} = \Gamma_{i,2}^T > 0$ .

Then, the time derivative of  $V_{i,2}$  along (7) with  $j = 2$ , we have

$$\begin{aligned} \dot{V}_{i,2} &= \dot{V}_{i,1} + z_{i,2}(g_{i,2}x_{i,3} + \tilde{f}_{i,2} + h_{i,2}) \\ &\quad - z_{i,2}^2 - z_{i,2}\lambda_{i,2}(z_{i,1}) - \tilde{\boldsymbol{\theta}}_{i,2}^T \Gamma_{i,2}^{-1} \dot{\tilde{\boldsymbol{\theta}}}_{i,2} \end{aligned} \quad (15)$$

where  $\tilde{f}_{i,2} = f_{i,2} - \hat{a}_{i,1} + z_{i,2} + \lambda_{i,2}(z_{i,1})$ ,  $\lambda_{i,2}(z_{i,1})$  is a smooth nonnegative function and its true value is not necessary to be known because it is not used for controller design.

Obviously, unknown function  $\tilde{f}_{i,2}$  cannot be directly used to construct virtual control signal  $\alpha_{i,2}$ . According to Lemma 1, for any given constant  $\varepsilon_{i,2} > 0$ , there exists a NN as  $\boldsymbol{\theta}_{i,2}^T \mathbf{S}_{i,2}$  such that

$$\tilde{f}_{i,2} = \boldsymbol{\theta}_{i,2}^T \mathbf{S}_{i,2} + \delta_{i,2}, \quad |\delta_{i,2}| \leq \varepsilon_{i,2},$$

where  $\delta_{i,2}$  is the approximation error.

According to Young's inequality, we have

$$z_{i,2}\tilde{f}_{i,2} = z_{i,2}\boldsymbol{\theta}_{i,2}^T \mathbf{S}_{i,2} + z_{i,2}\delta_{i,2} \leq z_{i,2}\boldsymbol{\theta}_{i,2}^T \mathbf{S}_{i,2} + \frac{1}{2}z_{i,2}^2 + \frac{1}{2}\varepsilon_{i,2}^2 \quad (16)$$

$$z_{i,2}h_{i,2} \leq \frac{1}{2}z_{i,2}^2 + \frac{1}{2}h_{i,2}^2 \leq \frac{1}{2}z_{i,2}^2 + \frac{1}{2}\sum_{l=1}^N h_{i,2,l}^2(y_l) \quad (17)$$

Considering that  $x_{i,3} = z_{i,3} + \alpha_{i,2}$  and substituting (16) and (17) into (15) gives

$$\begin{aligned} \dot{V}_{i,2} &\leq \dot{V}_{i,1} + z_{i,2}(g_{i,2}z_{i,3} + g_{i,2}\alpha_{i,2}) + \frac{1}{2}\sum_{l=1}^N h_{i,2,l}^2(y_l) \\ &\quad - z_{i,2}\lambda_{i,2}(z_{i,1}) + \frac{1}{2}\varepsilon_{i,2}^2 + z_{i,2}\boldsymbol{\theta}_{i,2}^T \mathbf{S}_{i,2} - \tilde{\boldsymbol{\theta}}_{i,2}^T \Gamma_{i,2}^{-1} \dot{\tilde{\boldsymbol{\theta}}}_{i,2}. \end{aligned} \quad (18)$$

Applying Young's inequality, we have

$$z_{i,2}g_{i,2}z_{i,3} \leq \frac{1}{2}g_{i,2}z_{i,2}^2 + \frac{1}{2}g_{i,2}z_{i,3}^2 \quad (19)$$

Choosing the virtual control law  $\alpha_{i,2}$  as follows

$$\alpha_{i,2} = -\frac{1}{b}\left(r_{i,2}|z_{i,2}| + \left|\hat{\boldsymbol{\theta}}_{i,2}^T \mathbf{S}_{i,2}\right|\right)\text{sgn}(z_{i,2})$$

where  $r_{i,2}$  is positive design parameters.

Then, the following inequality can be obtained

$$z_{i,2}g_{i,2}\alpha_{i,2} \leq -r_{i,2}z_{i,2}^2 - \left|z_{i,2}\hat{\boldsymbol{\theta}}_{i,2}^T \mathbf{S}_{i,2}\right|. \quad (20)$$

Substituting (14), (19) and (20) into (18) gives

$$\begin{aligned} \dot{V}_{i,2} &\leq -\sum_{j=1}^2 \left(r_{i,j} - \frac{1}{2}g_{i,j}\right)z_{i,j}^2 + \frac{1}{2}\sum_{j=1}^2 g_{i,j}z_{i,j+1}^2 + \frac{1}{2}\sum_{j=1}^2 \varepsilon_{i,j}^2 \\ &\quad + \frac{1}{2}\sum_{l=1}^N h_{i,2,l}^2(y_l) - \sum_{j=1}^2 z_{i,j}\lambda_{i,j}(z_{i,1}) + \sum_{j=1}^2 \tilde{\boldsymbol{\theta}}_{i,j}^T \left(z_{i,j}\mathbf{S}_{i,j} - \Gamma_{i,2}^{-1} \dot{\tilde{\boldsymbol{\theta}}}_{i,j}\right). \end{aligned} \quad (21)$$

**Step  $i, \pi$  ( $2 \leq \pi \leq n_i - 1$ ):** Consider the Lyapunov function candidate as follows

$$V_{i,\pi} = V_{i,\pi-1} + \frac{1}{2}z_{i,\pi}^2 + \frac{1}{2}\tilde{\boldsymbol{\theta}}_{i,\pi}^T \Gamma_{i,\pi}^{-1} \tilde{\boldsymbol{\theta}}_{i,\pi}$$

where  $\tilde{\boldsymbol{\theta}}_{i,\pi} = \boldsymbol{\theta}_{i,\pi} - \hat{\boldsymbol{\theta}}_{i,\pi}$  is the parameter estimate error, and matrix  $\Gamma_{i,\pi} = \Gamma_{i,\pi}^T > 0$ .

According to *Mathematical Induction*, we have

$$\begin{aligned} \dot{V}_{i,\pi-1} &\leq -\sum_{j=1}^{\pi-1} \left(r_{i,j} - \frac{1}{2}g_{i,j}\right)z_{i,j}^2 + \frac{1}{2}\sum_{j=1}^{\pi-1} g_{i,j}z_{i,j+1}^2 + \frac{1}{2}\sum_{j=1}^{\pi-1} \varepsilon_{i,j}^2 \\ &\quad + \frac{1}{2}\sum_{j=1}^{\pi-1} \sum_{l=1}^N h_{i,j,l}^2(y_l) - \sum_{j=1}^{\pi-1} z_{i,j}\lambda_{i,j}(z_{i,1}) \\ &\quad + \sum_{j=1}^{\pi-1} \tilde{\boldsymbol{\theta}}_{i,j}^T \left(z_{i,j}\mathbf{S}_{i,j} - \Gamma_{i,j}^{-1} \dot{\tilde{\boldsymbol{\theta}}}_{i,j}\right). \end{aligned} \quad (22)$$

Then, the time derivative of  $V_{i,\pi}$  along (7) with  $j = \pi$ , we have

$$\begin{aligned} \dot{V}_{i,\pi} = & \dot{V}_{i,\pi-1} + z_{i,\pi}(g_{i,\pi}x_{i,\pi+1} + \bar{f}_{i,\pi} + h_{i,\pi}) \\ & - z_{i,\pi}^2 - z_{i,\pi}\lambda_{i,\pi}(z_{i,1}) - \tilde{\theta}_{i,\pi}^T \Gamma_{i,\pi}^{-1} \dot{\hat{\theta}}_{i,\pi} \end{aligned} \quad (23)$$

where  $\bar{f}_{i,\pi} = f_{i,\pi} - \dot{\alpha}_{i,\pi-1} + z_{i,\pi} + \lambda_{i,\pi}(z_{i,1})$ ,  $\lambda_{i,\pi}(z_{i,1})$  is a smooth nonnegative function and its true value is not necessary to be known because it is not used for controller design.

Obviously, unknown function  $\bar{f}_{i,\pi}$  cannot be directly used to construct virtual control signal  $\alpha_{i,\pi}$ . According to Lemma 1, for any given constant  $\varepsilon_{i,\pi} > 0$ , there exists a NN as  $\theta_{i,\pi}^T \mathbf{S}_{i,\pi}$  such that

$$\bar{f}_{i,\pi} = \theta_{i,\pi}^T \mathbf{S}_{i,\pi} + \delta_{i,\pi}, \quad |\delta_{i,\pi}| \leq \varepsilon_{i,\pi},$$

where  $\delta_{i,\pi}$  is the approximation error.

According to Young's inequality, we have

$$z_{i,\pi} \bar{f}_{i,\pi} = z_{i,\pi} \theta_{i,\pi}^T \mathbf{S}_{i,\pi} + z_{i,\pi} \delta_{i,\pi} \leq z_{i,\pi} \theta_{i,\pi}^T \mathbf{S}_{i,\pi} + \frac{1}{2} z_{i,\pi}^2 + \frac{1}{2} \varepsilon_{i,\pi}^2 \quad (24)$$

$$z_{i,\pi} h_{i,\pi} \leq \frac{1}{2} z_{i,\pi}^2 + \frac{1}{2} h_{i,\pi}^2 \leq \frac{1}{2} z_{i,\pi}^2 + \frac{1}{2} \sum_{l=1}^N h_{i,\pi,l}^2(y_l) \quad (25)$$

Considering that  $x_{i,\pi+1} = z_{i,\pi+1} + \alpha_{i,\pi}$  and substituting (24) and (25) into (23) gives

$$\begin{aligned} \dot{V}_{i,\pi} \leq & \dot{V}_{i,\pi-1} + z_{i,\pi}(g_{i,\pi}z_{i,\pi+1} + g_{i,\pi}\alpha_{i,\pi}) + \frac{1}{2} \sum_{l=1}^N h_{i,\pi,l}^2(y_l) \\ & - z_{i,\pi}\lambda_{i,\pi}(z_{i,1}) + \frac{1}{2} \varepsilon_{i,\pi}^2 + z_{i,\pi} \theta_{i,\pi}^T \mathbf{S}_{i,\pi} - \tilde{\theta}_{i,\pi}^T \Gamma_{i,\pi}^{-1} \dot{\hat{\theta}}_{i,\pi}. \end{aligned}$$

Applying Young's inequality, we have

$$z_{i,\pi} g_{i,\pi} z_{i,\pi+1} \leq \frac{1}{2} g_{i,\pi} z_{i,\pi}^2 + \frac{1}{2} g_{i,\pi} z_{i,\pi+1}^2 \quad (26)$$

Choosing the virtual control law  $\alpha_{i,\pi}$  as follows

$$\alpha_{i,\pi} = -\frac{1}{\underline{b}} \left( r_{i,\pi} |z_{i,\pi}| + \left| \hat{\theta}_{i,\pi}^T \mathbf{S}_{i,\pi} \right| \right) \text{sgn}(z_{i,\pi})$$

where  $r_{i,\pi}$  is positive design parameters.

Then, the following inequality can be obtained:

$$z_{i,\pi} g_{i,\pi} \alpha_{i,\pi} \leq -r_{i,\pi} z_{i,\pi}^2 - \left| z_{i,\pi} \hat{\theta}_{i,\pi}^T \mathbf{S}_{i,\pi} \right|. \quad (27)$$

Substituting (22), (26) and (27) into (23) gives

$$\begin{aligned} \dot{V}_{i,\pi} \leq & - \sum_{j=1}^{\pi} \left( r_{i,j} - \frac{1}{2} g_{i,j} \right) z_{i,j}^2 + \frac{1}{2} \sum_{j=1}^{\pi} g_{i,j} z_{i,j+1}^2 + \frac{1}{2} \sum_{j=1}^{\pi} \varepsilon_{i,j}^2 \\ & + \frac{1}{2} \sum_{j=1}^{\pi} \sum_{l=1}^N h_{i,j,l}^2(y_l) - \sum_{j=1}^{\pi} z_{i,j} \lambda_{i,j}(z_{i,1}) \\ & + \sum_{j=1}^{\pi} \tilde{\theta}_{i,j}^T \left( z_{i,j} \mathbf{S}_{i,j} - \Gamma_{i,j}^{-1} \dot{\hat{\theta}}_{i,j} \right). \end{aligned} \quad (28)$$

**Step  $i, n_i$ :** Consider the Lyapunov function candidate as follows

$$V_{i,n_i} = V_{i,n_i-1} + \frac{1}{2} z_{i,n_i}^2 + \frac{1}{2} \tilde{\theta}_{i,n_i}^T \Gamma_{i,n_i}^{-1} \tilde{\theta}_{i,n_i},$$

where  $\tilde{\theta}_{i,n_i} = \theta_{i,n_i} - \hat{\theta}_{i,n_i}$  is the parameter estimate error, and matrix  $\Gamma_{i,n_i} = \Gamma_{i,n_i}^T > 0$ .

Similar to (22), we have

$$\begin{aligned} \dot{V}_{i,n_i-1} \leq & - \sum_{j=1}^{n_i-1} \left( r_{i,j} - \frac{1}{2} g_{i,j} \right) z_{i,j}^2 \\ & + \frac{1}{2} \sum_{j=1}^{n_i-1} g_{i,j} z_{i,j+1}^2 + \frac{1}{2} \sum_{j=1}^{n_i-1} \varepsilon_{i,j}^2 \\ & + \frac{1}{2} \sum_{j=1}^{n_i-1} \sum_{l=1}^N h_{i,j,l}^2(y_l) - \sum_{j=1}^{n_i-1} z_{i,j} \lambda_{i,j}(z_{i,1}) \\ & + \sum_{j=1}^{n_i-1} \tilde{\theta}_{i,j}^T \left( z_{i,j} \mathbf{S}_{i,j} - \Gamma_{i,j}^{-1} \dot{\hat{\theta}}_{i,j} \right). \end{aligned} \quad (29)$$

Then the time derivative of  $V_{i,n_i}$  along (7) with  $j = n_i$ , we have

$$\begin{aligned} \dot{V}_{i,n_i} = & \dot{V}_{i,n_i-1} + z_{i,n_i}(g_{i,n_i}u_i + \bar{f}_{i,n_i} + h_{i,n_i}) \\ & - z_{i,n_i}^2 - z_{i,n_i}\lambda_{i,n_i}(z_{i,1}) - \tilde{\theta}_{i,n_i}^T \Gamma_{i,n_i}^{-1} \dot{\hat{\theta}}_{i,n_i} \end{aligned} \quad (30)$$

where  $\bar{f}_{i,n_i} = f_{i,n_i} - \dot{\alpha}_{i,n_i-1} + z_{i,n_i} + \lambda_{i,n_i}(z_{i,1})$ ,  $\lambda_{i,n_i}(z_{i,1})$  is a smooth nonnegative function and its true value is not necessary to be known because it is not used for controller design.

Obviously, unknown function  $\bar{f}_{i,n_i}$  cannot be directly used to construct actual control input  $u_i$ . According to Lemma 1, for any given constant  $\varepsilon_{i,n_i} > 0$ , there exists a NN as  $\theta_{i,n_i}^T \mathbf{S}_{i,n_i}$  such that

$$\bar{f}_{i,n_i} = \theta_{i,n_i}^T \mathbf{S}_{i,n_i} + \delta_{i,n_i}, \quad |\delta_{i,n_i}| \leq \varepsilon_{i,n_i},$$

where  $\delta_{i,n_i}$  is the approximation error.

According to Young's inequality, we have

$$\begin{aligned} z_{i,n_i} \bar{f}_{i,n_i} = & z_{i,n_i} \theta_{i,n_i}^T \mathbf{S}_{i,n_i} + z_{i,n_i} \delta_{i,n_i} \\ \leq & z_{i,n_i} \theta_{i,n_i}^T \mathbf{S}_{i,n_i} + \frac{1}{2} z_{i,n_i}^2 + \frac{1}{2} \varepsilon_{i,n_i}^2 \end{aligned} \quad (31)$$

$$z_{i,n_i} h_{i,n_i} \leq \frac{1}{2} z_{i,n_i}^2 + \frac{1}{2} h_{i,n_i}^2 \leq \frac{1}{2} z_{i,n_i}^2 + \frac{1}{2} \sum_{l=1}^N h_{i,n_i,l}^2(y_l) \quad (32)$$

According to (3) and considering that  $|d_i(v_i)| \leq \hat{k}_i$ , we have

$$z_{i,n_i} g_{i,n_i} u_i \leq z_{i,n_i} g_{i,n_i} K_i^T(t) \Phi_i(t) v_i + \frac{1}{2} g_{i,n_i} z_{i,n_i}^2 + \frac{1}{2} g_{i,n_i} \hat{k}_i^2 \quad (33)$$

Choosing the actual control law  $v_i$  as follows

$$v_i = -\frac{1}{\underline{b}} \left( r_{i,n_i} |z_{i,n_i}| + \left| \hat{\theta}_{i,n_i}^T \mathbf{S}_{i,n_i} \right| \right) \text{sgn}(z_{i,n_i}) \quad (34)$$

where  $r_{i,n_i}$  is positive design parameters.

According to Remarks 4 and 5, and (34), the following inequality can be obtained

$$z_{i,n_i} g_{i,n_i} K_i^T(t) \Phi_i(t) v_i \leq -r_{i,n_i} z_{i,n_i}^2 - \left| z_{i,n_i} \hat{\theta}_{i,n_i}^T \mathbf{S}_{i,n_i} \right| \quad (35)$$

Substituting (29), (31), (32), (33) and (35) into (30) gives

$$\begin{aligned} \dot{V}_{i,n_i} \leq & - \sum_{j=1}^{n_i} \left( r_{i,j} - \frac{1}{2} g_{i,j} \right) z_{i,j}^2 + \frac{1}{2} \sum_{j=1}^{n_i-1} g_{i,j} z_{i,j+1}^2 \\ & + \frac{1}{2} g_{i,n_i} \hat{k}_i^2 + \frac{1}{2} \sum_{j=1}^{n_i} \varepsilon_{i,j}^2 \\ & + \frac{1}{2} \sum_{j=1}^{n_i} \sum_{l=1}^N h_{i,j,l}^2(v_l) - \sum_{j=1}^{n_i} z_{i,j} \lambda_{i,j}(z_{i,1}) \\ & + \sum_{j=1}^{n_i} \tilde{\theta}_{i,j}^T \left( z_{i,j} \mathbf{S}_{i,j} - \Gamma_{i,j}^{-1} \dot{\hat{\theta}}_{i,j} \right). \end{aligned} \quad (36)$$

So far, the adaptive control design has been completed.

**Remark 6:** It should be noticed the most difficulty work in the controller design is to handle the unknown functions  $f_{i,j}(\bar{\mathbf{x}}_{i,j})$  and  $h_{i,j}(\bar{\mathbf{y}})$ ,  $i = 1, \dots, N; j = 1, \dots, n_i$ . Therefore, we lump all unknown functions into a suitable unknown function in each step of backstepping, that is  $f_{i,j}(\cdot)$ ,  $i = 1, \dots, N; j = 1, \dots, n_i$ , which can be approximated by a RBFNN. Thus, we may conclude that the computation burden is reduced.

**Remark 7:** Based on (3), a simple control structure (34) is presented for a class of large-scale nonlinear systems with unknown dead-zone inputs by introducing sign function.

### Stability analysis

**Theorem 1:** Consider the large-scale nonlinear system (1) with unknown dead-zone (2) under Assumptions 1–5, if the control laws are chosen as (34) and the intermediate virtual control signals  $\alpha_{i,j}$  ( $i = 1, 2, \dots, N; j = 1, 2, \dots, n_i - 1$ ) described as

$$\alpha_{i,j} = -\frac{1}{b} \left( r_{i,j} |z_{i,j}| + \left| \hat{\theta}_{i,j}^T \mathbf{S}_{i,j} \right| \right) \text{sgn}(z_{i,j}) \quad (37)$$

and the adaptive laws defined as

$$\dot{\hat{\theta}}_{i,j} = z_{i,j} \Gamma_{i,j} \mathbf{S}_{i,j} - \eta_{i,j} \Gamma_{i,j} \hat{\theta}_{i,j}, \quad i = 1, 2, \dots, N; j = 1, 2, \dots, n_i, \quad (38)$$

where  $r_{i,j}$  and  $\eta_{i,j}$  are positive design constants, and  $\Gamma_{i,j} = \Gamma_{i,j}^T$  are positive definite matrixes, then under the bounded initial conditions, all the signals of the closed-loop system can be guaranteed to be semi-globally bounded and the tracking errors finally converge to a small domain around the origin.

**Proof:** Consider the following Lyapunov function for the whole systems

$$V = \frac{1}{2} \sum_{i=1}^N \sum_{j=1}^{n_i} z_{i,j}^2 + \frac{1}{2} \sum_{i=1}^N \sum_{j=1}^{n_i} \tilde{\theta}_{i,j}^T \Gamma_{i,j}^{-1} \tilde{\theta}_{i,j}.$$

From the previous discussions, we have

$$\begin{aligned} \dot{V} \leq & - \sum_{i=1}^N \sum_{j=1}^{n_i} \left( r_{i,j} - \frac{1}{2} g_{i,j} \right) z_{i,j}^2 + \frac{1}{2} \sum_{i=1}^N \sum_{j=1}^{n_i-1} g_{i,j} z_{i,j+1}^2 \\ & + \frac{1}{2} \sum_{i=1}^N g_{i,n_i} \hat{k}_i^2 + \frac{1}{2} \sum_{i=1}^N \sum_{j=1}^{n_i} \varepsilon_{i,j}^2 \\ & + \frac{1}{2} \sum_{i=1}^N \sum_{j=1}^{n_i} \sum_{l=1}^N h_{i,j,l}^2(v_l) - \sum_{i=1}^N \sum_{j=1}^{n_i} z_{i,j} \lambda_{i,j}(z_{i,1}) \\ & + \sum_{i=1}^N \sum_{j=1}^{n_i} \tilde{\theta}_{i,j}^T \left( z_{i,j} \mathbf{S}_{i,j} - \Gamma_{i,j}^{-1} \dot{\hat{\theta}}_{i,j} \right). \end{aligned} \quad (39)$$

Substituting (38) into (39) gives

$$\begin{aligned} \dot{V} \leq & - \sum_{i=1}^N \sum_{j=1}^{n_i} c_{i,j} z_{i,j}^2 + \frac{1}{2} \sum_{i=1}^N g_{i,n_i} \hat{k}_i^2 + \frac{1}{2} \sum_{i=1}^N \sum_{j=1}^{n_i} \varepsilon_{i,j}^2 \\ & + \frac{1}{2} \sum_{i=1}^N \sum_{j=1}^{n_i} \sum_{l=1}^N h_{i,j,l}^2(v_l) - \sum_{i=1}^N \sum_{j=1}^{n_i} z_{i,j} \lambda_{i,j}(z_{i,1}) \\ & + \sum_{i=1}^N \sum_{j=1}^{n_i} \eta_{i,j} \tilde{\theta}_{i,j}^T \hat{\theta}_{i,j}. \end{aligned} \quad (40)$$

where  $c_j = r_{i,j} - \frac{1}{2} g_{i,j} > 0$

For the term  $\sum_{i=1}^N \sum_{j=1}^{n_i} \eta_{i,j} \tilde{\theta}_{i,j}^T \hat{\theta}_{i,j}$ , we have the following inequality

$$\begin{aligned} \sum_{i=1}^N \sum_{j=1}^{n_i} \eta_{i,j} \tilde{\theta}_{i,j}^T \hat{\theta}_{i,j} & \leq -\frac{1}{2} \sum_{i=1}^N \sum_{j=1}^{n_i} \eta_{i,j} \tilde{\theta}_{i,j}^T \tilde{\theta}_{i,j} + \frac{1}{2} \sum_{i=1}^N \sum_{j=1}^{n_i} \eta_{i,j} \|\tilde{\theta}_{i,j}\|^2 \\ & \leq -\frac{1}{2} \underline{\eta}_{i,j} \sum_{i=1}^N \sum_{j=1}^{n_i} \tilde{\theta}_{i,j}^T \Gamma_{i,j}^{-1} \tilde{\theta}_{i,j} + \frac{1}{2} \sum_{i=1}^N \sum_{j=1}^{n_i} \eta_{i,j} \|\tilde{\theta}_{i,j}\|^2, \end{aligned} \quad (41)$$

where  $\underline{\eta}_{i,j} = \min \left\{ \frac{\eta_{i,j}}{\lambda_{\max}(\Gamma_{i,j}^{-1})} : i = 1, \dots, N; j = 1, 2, \dots, n_i \right\}$

For the term  $\sum_{i=1}^N g_{i,n_i} \hat{k}_i^2$ , we have the following inequality

$$\sum_{i=1}^N g_{i,n_i} \hat{k}_i^2 \leq \frac{1}{2} \sum_{i=1}^N \left( g_{i,n_i}^2 + \hat{k}_i^4 \right) \leq \frac{1}{2} \sum_{i=1}^N \left( \bar{b}^2 + \hat{k}_i^4 \right). \quad (42)$$

Choose the smooth nonnegative functions  $\lambda_{i,j}(z_{i,1})$  such that

$$\frac{1}{2} \sum_{i=1}^N \sum_{j=1}^{n_i} \sum_{l=1}^N h_{i,j,l}^2(v_l) - \sum_{i=1}^N \sum_{j=1}^{n_i} z_{i,j} \lambda_{i,j}(z_{i,1}) \leq 0. \quad (43)$$

Substituting (41), (42) and (43) into (40) gives

$$\begin{aligned} \dot{V} \leq & - \sum_{i=1}^N \sum_{j=1}^{n_i} c_{i,j} z_{i,j}^2 - \frac{1}{2} \underline{\eta}_{i,j} \sum_{i=1}^N \sum_{j=1}^{n_i} \tilde{\theta}_{i,j}^T \Gamma_{i,j}^{-1} \tilde{\theta}_{i,j} \\ & + \frac{1}{2} \sum_{i=1}^N \sum_{j=1}^{n_i} \eta_{i,j} \|\tilde{\theta}_{i,j}\|^2 + \frac{1}{4} \sum_{i=1}^N \left( \bar{b}^2 + \hat{k}_i^4 \right) + \frac{1}{2} \sum_{i=1}^N \sum_{j=1}^{n_i} \varepsilon_{i,j}^2. \end{aligned} \quad (44)$$

Let

$$a_0 = \min \left\{ 2c_{i,j}, \underline{\eta}_{i,j} : i = 1, \dots, N; j = 1, \dots, n_i \right\},$$

$$b_0 = \frac{1}{2} \sum_{i=1}^N \sum_{j=1}^{n_i} \eta_{i,j} \|\tilde{\theta}_{i,j}\|^2 + \frac{1}{4} \sum_{i=1}^N (\bar{b}^2 + \hat{k}_i^4) + \frac{1}{2} \sum_{i=1}^N \sum_{j=1}^{n_i} \varepsilon_{i,j}^2$$

Then, (44) can be rewritten as

$$\dot{V} \leq -a_0 V + b_0. \quad (45)$$

According (45), we have

$$V(t) \leq \left( V(0) - \frac{b_0}{a_0} \right) e^{-a_0 t} + \frac{b_0}{a_0}, \quad \forall t > 0.$$

Therefore, using similar arguments to Tong et al. (2011, 2014), it can be seen that all signals of the closed-loop system are semi-globally uniformly ultimately bounded. Furthermore, the tracking errors finally converge to a small domain around the origin.

**Remark 8:** Theoretically speaking, based on Theorem 1, a prominent tracking control performance can be achieved with appropriate choice parameters  $r_{i,j}$ ,  $\eta_{i,j}$  and  $\Gamma_{i,j} = \Gamma_{i,j}^T$ . However, these design parameters should be adjusted carefully to achieve a suitable transient performance and control action in practical applications.

## Simulation results

In this section, two numerical simulation examples are given to demonstrate the effectiveness of the proposed approach.

**Example 1:** Consider the following large-scale nonlinear systems with dead-zone input

$$\begin{cases} \dot{x}_{1,1} = g_{1,1}(\bar{x}_{1,1})x_{1,2} + f_{1,1}(\bar{x}_{1,1}) + h_{1,1}(\bar{y}) \\ \dot{x}_{1,2} = g_{1,2}(\bar{x}_{1,2})u_1 + f_{1,2}(\bar{x}_{1,2}) + h_{1,2}(\bar{y}) \\ \dot{x}_{2,1} = g_{2,1}(\bar{x}_{2,1})x_{2,2} + f_{2,1}(\bar{x}_{2,1}) + h_{2,1}(\bar{y}) \\ \dot{x}_{2,2} = g_{2,2}(\bar{x}_{2,2})u_2 + f_{2,2}(\bar{x}_{2,2}) + h_{2,2}(\bar{y}) \\ y_1 = x_{1,1} \\ y_2 = x_{2,1} \end{cases} \quad (46)$$

where  $g_{1,1} = 2 + \sin(x_{1,1}^2)$ ,  $g_{1,2} = 2 + \sin(x_{1,1}x_{1,2})$ ,  $g_{2,1} = 2 + \sin(x_{2,1})$ ,  $g_{2,2} = 2 + \sin(x_{2,1}x_{2,2})$ ,  $f_{1,1} = -2x_{1,1}e^{-0.5x_{1,1}}$ ,  $f_{1,2} = -x_{1,1}^2x_{1,2}$ ,  $f_{2,1} = -2x_{2,1}e^{-x_{2,1}}$ ,  $f_{2,2} = x_{2,1}^2 + x_{2,1}e^{0.5x_{2,2}}$ ,  $h_{1,1} = -x_{1,1}x_{2,1} + x_{2,1}$ ,  $h_{1,2} = x_{1,1}^2x_{2,1}$ ,  $h_{2,1} = x_{1,1} - x_{1,1}x_{2,1}$  and  $h_{2,2} = e^{-x_{1,1}x_{2,1}}$

The dead-zone  $D_i(v_i)$  defined as

$$u_1 = D_1(v_1) = \begin{cases} (1 - 0.5 \sin v_1)(v_1 - 3), & v_1 \geq 3 \\ 0, & -2 \leq v_1 \leq 3 \\ (0.8 - 0.1 \cos v_1)(v_1 + 2), & v_1 \leq -2 \end{cases}$$

$$u_2 = D_2(v_2) = \begin{cases} (1 - 0.2 \sin v_2)(v_2 - 1), & v_2 \geq 1 \\ 0, & -1.5 \leq v_2 \leq 1 \\ (1 - 0.1 \cos v_2)(v_2 + 1.5), & v_2 \leq -1.5 \end{cases}$$

According to Theorem 1, the virtual control signals  $\alpha_{1,1}$ ,  $\alpha_{2,1}$  and the actual control laws  $v_1$ ,  $v_2$  are chosen respectively as

$$\begin{aligned} \alpha_{1,1} &= -\frac{1}{\bar{b}} \left( r_{1,1}|z_{1,1}| + \left| \hat{\theta}_{1,1}^T \mathcal{S}_{1,1}(z_{1,1}) \right| \right) \text{sgn}(z_{1,1}), \\ v_1 &= -\frac{1}{\bar{b}} \left( r_{1,2}|z_{1,2}| + \left| \hat{\theta}_{1,2}^T \mathcal{S}_{1,2}(z_{1,2}) \right| \right) \text{sgn}(z_{1,2}), \\ \alpha_{2,1} &= -\frac{1}{\bar{b}} \left( r_{2,1}|z_{2,1}| + \left| \hat{\theta}_{2,1}^T \mathcal{S}_{2,1}(z_{2,1}) \right| \right) \text{sgn}(z_{2,1}), \\ v_2 &= -\frac{1}{\bar{b}} \left( r_{2,2}|z_{2,2}| + \left| \hat{\theta}_{2,2}^T \mathcal{S}_{2,2}(z_{2,2}) \right| \right) \text{sgn}(z_{2,2}), \end{aligned}$$

where  $z_{1,1} = x_{1,1} - y_{d,1}$ ,  $z_{1,2} = x_{1,2} - \alpha_{1,1}$ ,  $z_{2,1} = x_{2,1} - y_{d,2}$ ,  $z_{2,2} = x_{2,2} - \alpha_{2,1}$  and  $\mathbf{z}_{1,1} = z_{1,1}$ ,  $\mathbf{z}_{1,2} = [z_{1,1}, z_{1,2}]^T$ ,  $\mathbf{z}_{2,1} = z_{2,1}$ ,  $\mathbf{z}_{2,2} = [z_{2,1}, z_{2,2}]^T$ .

The adaptive laws are given as

$$\dot{\hat{\theta}}_{i,j} = z_{i,j} \Gamma_{i,j} \mathcal{S}_{i,j} - \eta_{i,j} \Gamma_{i,j} \hat{\theta}_{i,j}, \quad i = 1, 2; j = 1, 2$$

In the simulation, the RBFNNs are chosen in the following way.  $\theta_{i,1}^T \mathcal{S}_{i,1}(z_{i,1})$ ,  $i = 1, 2$  contains 7 nodes with centers spaced evenly in the interval  $[-3, 3]$  and widths being equal to 10.  $\theta_{i,2}^T \mathcal{S}_{i,2}(z_{i,2})$ ,  $i = 1, 2$  contains 9 nodes with centers spaced evenly in the interval  $[-9, 9] \times [-9, 9]$  and widths being equal to 10. The design parameters are chosen as follows:  $\eta_{1,1} = 5$ ,  $\Gamma_{1,1} = \mathbf{I}_7$ ,  $r_{1,1} = 2$ ,  $\eta_{1,1} = 5$ ,  $\Gamma_{1,2} = \mathbf{I}_7$ ,  $r_{1,2} = 0.5$ ,  $\eta_{2,1} = 10$ ,  $\Gamma_{2,1} = 10\mathbf{I}_9$ ,  $r_{2,1} = 10$ ,  $\eta_{2,2} = 2$ ,  $\Gamma_{2,2} = 20\mathbf{I}_9$ ,  $r_{2,2} = 2$ ,  $\bar{b} = 0.1$ .

The simulation is run with the initial conditions  $[x_{1,1}(0), x_{1,2}(0), x_{2,1}(0), x_{2,2}(0)]^T = [0, 0, 0, 0]^T$ , and the reference signals are chosen follows:  $y_{d,1} = 0.5(\sin t + \sin(0.4t))$  and  $y_{d,2} = 0.5(0.5 \sin t + \sin(0.4t))$ .

The simulation results are shown in Figures 1–5.

Figure 1 shows the system output  $y_1$  and the reference signal  $y_{d,1}$ . Figure 2 shows the system output  $y_2$  and the reference signal  $y_{d,2}$ . From Figures 1–2, it can be seen that good tracking performances have been achieved. Figure 3 displays the control signals  $v_1$  and  $v_2$ . Figure 4 shows that the state variables  $x_{1,2}$  and  $x_{2,2}$ . From Figures 1–4, it can be seen that

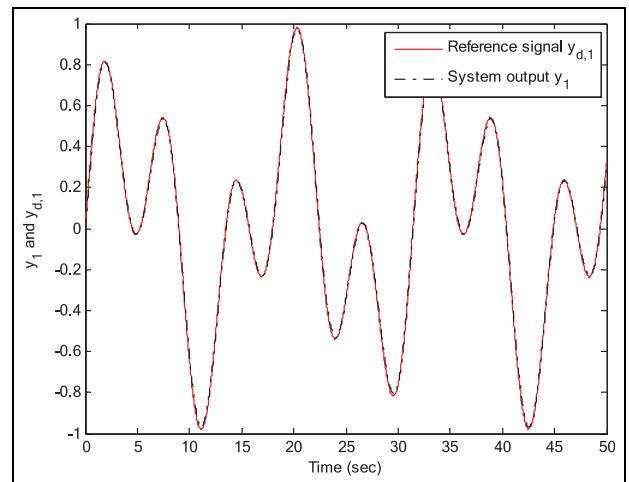


Figure 1. Output  $y_1$  (dot line) and the tracking signal  $y_{d,1}$  of Example 1.

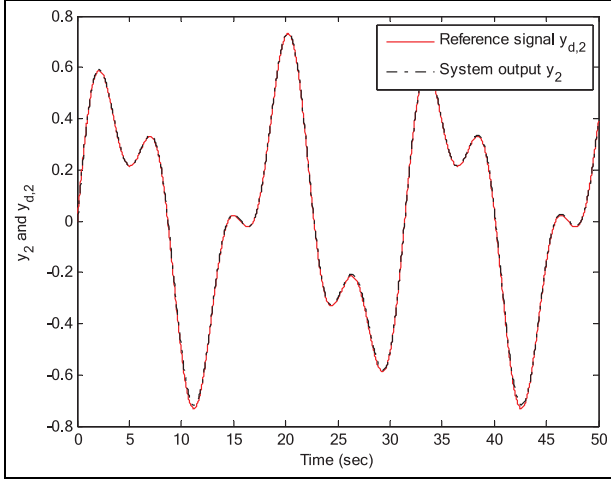


Figure 2. Output  $y_2$  (dot line) and the tracking signal  $y_{d,2}$  of Example 1.

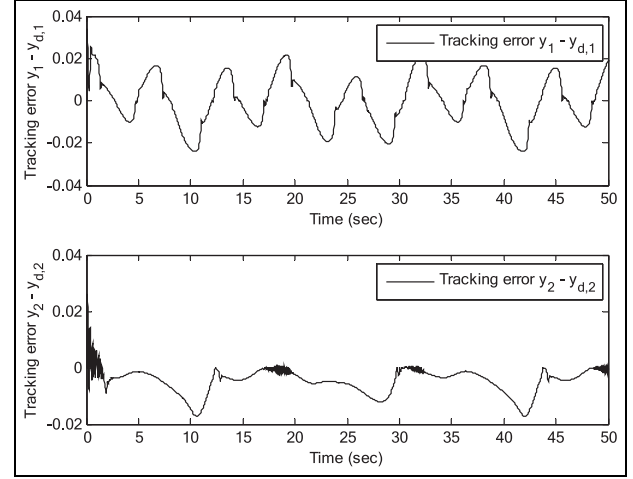


Figure 5. Tracking errors  $y_1 - y_{d,1}$  and  $y_2 - y_{d,2}$  of Example 1.

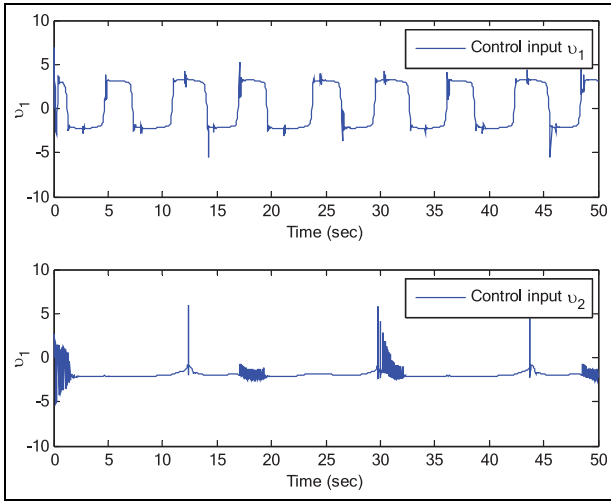


Figure 3. Control signals  $v_1$  and  $v_2$  of Example 1.

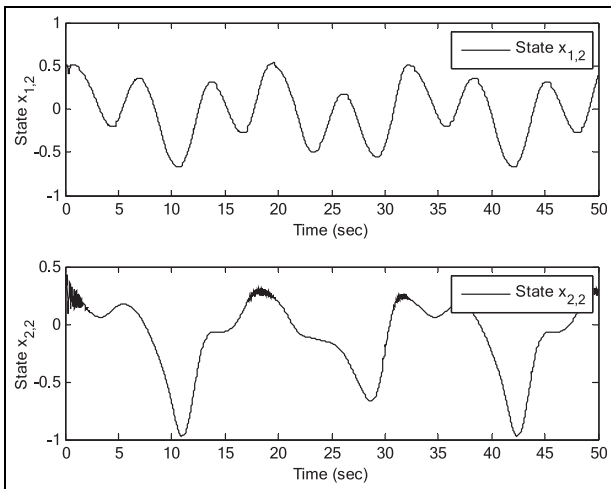


Figure 4. State variables  $x_{1,2}$  and  $x_{2,2}$  of Example 1.

all the signals of the closed-loop system are bounded. Figure 5 depicts that the tracking errors finally converge to a small domain around the origin. From the above simulation results, we can conclude that even though the nonlinear functions in the large-scale system is not available, and the system affected by unknown dead-zone, the proposed adaptive decentralized tracking control approach guarantees the stability of the closed-loop adaptive control system and achieves good tracking performance.

**Example 2:** Consider two inverted pendulums that are connected by a spring. According to (Spooner and Passino, 1999; Tong et al., 2014), the equations that describe the motion of the pendulums are defined by

$$\begin{cases} \dot{x}_{1,1} = x_{1,2} \\ \dot{x}_{1,2} = \left(\frac{m_1 g}{J_1} - \frac{kr^2}{4J_1}\right) \sin x_{1,1} + \frac{kr}{2J_1}(l-d) + \frac{u_1}{J_1} + \frac{kr^2}{4J_1} \sin x_{2,1} \\ y_1 = x_{1,1} \\ \dot{x}_{2,1} = x_{2,2} \\ \dot{x}_{2,2} = \left(\frac{m_2 g}{J_2} - \frac{kr^2}{4J_2}\right) \sin x_{2,1} + \frac{kr}{2J_2}(l-d) + \frac{u_2}{J_2} + \frac{kr^2}{4J_2} \sin x_{1,2} \\ y_2 = x_{2,1} \end{cases} \quad (47)$$

The parameters  $m_1 = 2 \text{ kg}$  and  $m_2 = 2 \text{ kg}$  are the pendulum end masses,  $J_1 = 1 \text{ kg}$  and  $J_2 = 1 \text{ kg}$  are the moments of inertia,  $k = 10 \text{ N/m}$  is the spring constant of the connecting spring,  $r = 0.1 \text{ m}$  is the pendulum height,  $l = 0.4 \text{ m}$  is the natural length of the spring, the distance between the pendulum hinges is defined as  $d = 0.4 \text{ m}$ .  $g = 9.81 \text{ m/s}^2$  is the gravitational acceleration.

In the simulation, the parameters of dead-zone, virtual control functions, the true control laws and the adaptive laws are the same as in Experiment 1, and the reference signals are  $y_{d,1} = 0.5(\sin t + \sin(0.4t))$ ,  $y_{d,2} = 0.5(0.5 \cos t + \cos(0.4t))$ . The simulation results are shown in Figures 6–10.

Figures 1 and 2 show the system output and the reference signal trajectories. From Figures 6 and 7, it can be seen that good tracking performances have been achieved. Figure 8

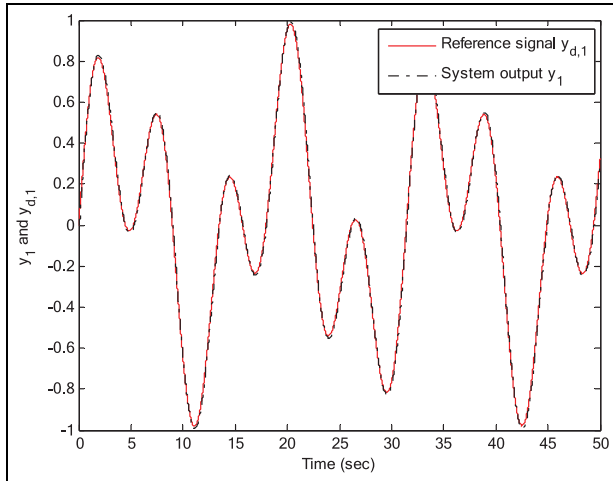


Figure 6. Output  $y_1$  (dot line) and the tracking signal  $y_{d,1}$  of Example 2.

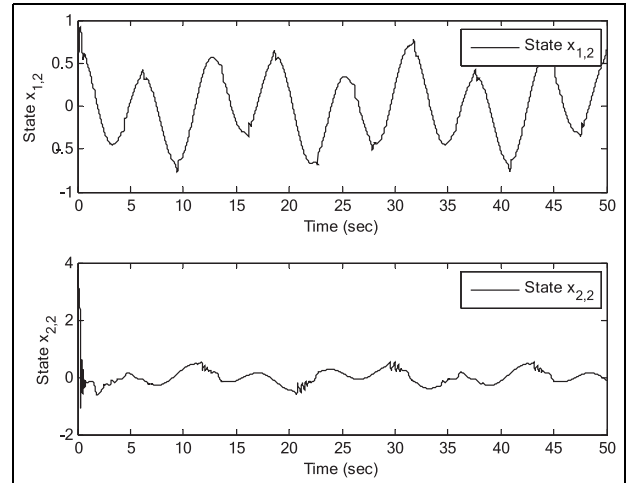


Figure 9. State variables  $x_{1,2}$  and  $x_{2,2}$  of Example 2.

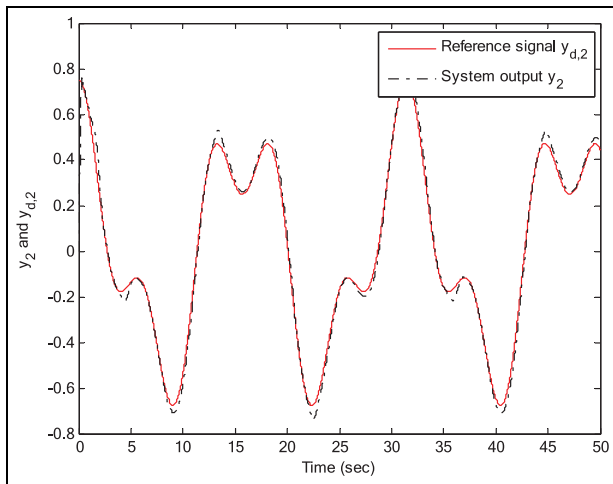


Figure 7. Output  $y_2$  (dot line) and the tracking signal  $y_{d,2}$  of Example 2.

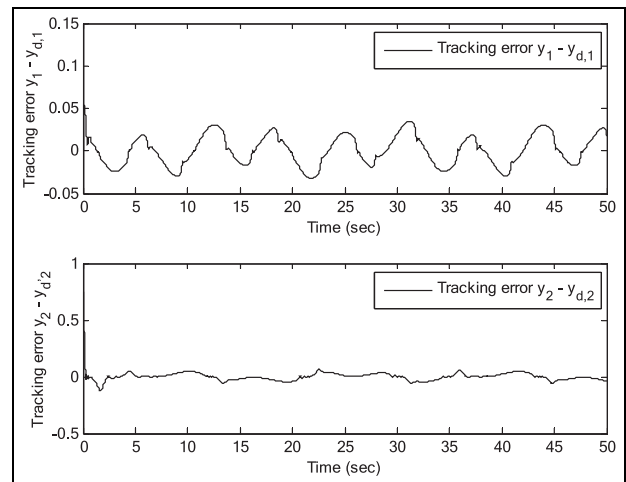


Figure 10. Tracking errors  $y_1 - y_{d,1}$  and  $y_2 - y_{d,2}$  of Example 2.

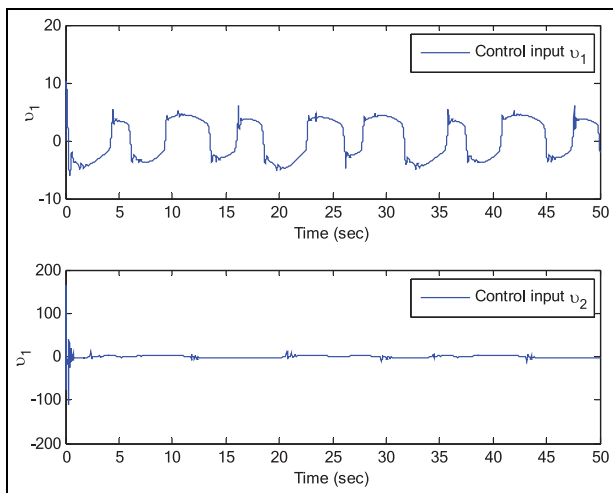


Figure 8. Control signals  $v_1$  and  $v_2$  of Example 2.

displays the control signals  $v_1$  and  $v_2$ . Figure 9 shows that the state variables  $x_{1,2}$  and  $x_{2,2}$ . Figure 10 depicts that the tracking errors finally converge to a small domain around the origin. From Figures 6–10, it can be seen that all the signals of the closed-loop system are bounded. From the above simulation results, we can conclude that the control performance for practical system is still fairly satisfactory, which further show that the presented control strategy in this paper is effective.

## Conclusions

In this paper, an adaptive decentralized tracking control approach is proposed for large-scale nonlinear systems with unknown nonsymmetric dead-zone inputs using NN. The proposed approach has the following three advantages: (1) A novel adaptive NN-backstepping-based controller design technique for a class of more general large-scale nonlinear systems with the unknown non-symmetric dead-zone inputs. (2) The computation burden of the designed controller is

significantly decreased. (3) The control strategy can get precise tracking results with low computational cost, and have a good real-time performance and convergence. Future research will be focused on adaptive neural controller design for large-scale stochastic nonlinear systems with unknown dead-zone inputs using NN.


### Declaration of conflicting interests

The author(s) declared no potential conflict of interests with respect to the research, authorship and/or publication of this article.

### Funding

The author(s) disclosed receipt of the following financial support for the research, authorship, and/or publication of this article: This work was supported by the National Natural Science Foundation of China under Grant 11671235.

### ORCID iD

Yu-Qun Han  <https://orcid.org/0000-0002-9055-2954>

### References

- Arslan G and Basar T (2003) Decentralized risk-sensitive controller design for strict-feedback systems. *Systems & Control Letters* 50(5): 383–393.
- Baigzadehnoe B, Rahmani Z, Khosravi A and Rezaie B (2017) Adaptive decentralized fuzzy output feedback tracking control for a class of nonlinear large-scale systems with input delays. *Transactions of the Institute of Measurement and Control* 40(12): 3534–3548.
- Chen M and Ge SS (2013) Direct adaptive neural control for a class of uncertain nonaffine nonlinear systems based on disturbance observer. *IEEE Transactions on Cybernetics* 43(4): 1213–1225.
- Chen M and Tao G (2016) Adaptive fault-tolerant control of uncertain nonlinear large-scale systems with unknown dead zone. *IEEE Transactions on Cybernetics* 46(8): 1851–1862.
- Chen WS and Li JM (2008) Decentralized output-feedback neural control for systems with unknown interconnections. *IEEE Transactions on Systems, Man, and Cybernetics, Part B (Cybernetics)* 38(1): 258–266.
- Chen WS and Li JM (2009) Globally decentralized adaptive backstepping neural network tracking control for unknown nonlinear interconnected systems. *Asian Journal of Control* 12(1): 96–102.
- Duan ZS, Jiang ZP and Huang L (2017) A new decentralised controller design method for a class of strongly interconnected systems. *International Journal of Control* 90(2): 201–217.
- Ge SS, Hong F and Lee TH (2003) Adaptive neural network control of nonlinear systems with unknown time delays. *IEEE Transactions on Automatic Control* 48(11): 2004–2010.
- Han YQ (2018) Adaptive tracking control of nonlinear systems with dynamic uncertainties using neural network. *International Journal of Systems Science* 49(7): 1391–1402.
- Han YQ, Zhu SL, Yang SG and Chu L (2019) Adaptive multi-dimensional Taylor network tracking control for a class of nonlinear systems. *International Journal of Control*. DOI: 10.1080/00207179.2019.1590649.
- Hou ZG, Gupta MM, Nikiforuk PN, Tan M and Cheng L (2007) A recurrent neural network for hierarchical control of interconnected dynamic systems. *IEEE Transactions on Neural Networks* 18(2): 466–481.
- Ibrir S, Xie WF and Su C (2007) Adaptive tracking of nonlinear systems with non-symmetric dead-zone input. *Automatica* 43(3): 522–530.
- Jiang ZP (2000) Decentralized and adaptive nonlinear tracking of large-scale systems via output feedback. *IEEE Transactions on Automatic Control* 45(11): 2122–2128.
- Jiang ZP and Reppeger DW (2001) New results in decentralized adaptive non-linear stabilization using output feedback. *International Journal of Control* 74(7): 659–673.
- Li TS, Li RH and Li JF (2011) Decentralized adaptive neural control of nonlinear interconnected large-scale systems with unknown time delays and input saturation. *Neurocomputing* 74(14–15): 2277–2283.
- Li XJ and Yang GH (2017a) Adaptive decentralized control for a class of interconnected nonlinear systems via backstepping approach and graph theory. *Automatica* 76: 87–95.
- Li YX and Yang GH (2017b) Adaptive fuzzy decentralized control for a class of large-scale nonlinear systems with actuator faults and unknown dead zones. *IEEE Transactions on Systems, Man, and Cybernetics: Systems* 47(5): 729–740.
- Liu YJ, Chen CLP, Wen GX and Tong SC (2011) Adaptive neural output feedback tracking control for a class of uncertain discrete-time nonlinear systems. *IEEE Transactions on Neural Networks* 22(7): 1162–1167.
- Liu YS and Li XY (2002) Decentralized robust adaptive control of nonlinear systems with unmodeled dynamics. *IEEE Transactions on Automatic Control* 47(5): 848–856.
- Selmic RR and Lewis FL (2000) Deadzone compensation in motion control systems using neural networks. *IEEE Transactions on Automatic Control* 45(4): 602–613.
- Spooner JT and Passino KM (1999) Decentralized adaptive control of nonlinear systems using radial basis neural networks. *IEEE Transactions on Automatic Control* 44(11): 2050–2057.
- Tao G and Kokotovic PV (1992) Adaptive control of plants with unknown dead-zones. *IEEE Transactions on Automatic Control* 39(1): 2710–2714.
- Taware A and Tao G (2003) An adaptive dead-zone inverse controller for systems with sandwiched dead-zones. *International Journal of Control* 76(8): 755–769.
- Tong SC, Li YM and Liu YJ (2014) Adaptive fuzzy output feedback decentralized control of pure-feedback nonlinear large-scale systems. *International Journal of Robust and Nonlinear Control* 24(5): 930–954.
- Tong SC, Li YM and Wang T (2013) Adaptive fuzzy decentralized output feedback control for stochastic nonlinear large-scale systems using DSC technique. *International Journal of Robust and Nonlinear Control* 23(4): 381–399.
- Tong SC, Li YM and Zhang HG (2011a) Adaptive neural network decentralized backstepping output-feedback control for nonlinear large-scale systems with time delays. *IEEE Transactions on Neural Networks* 22(7): 1073–1086.
- Tong SC, Liu CL, Li YM and Zhang HG (2011b) Adaptive fuzzy decentralized control for large-scale nonlinear systems with time-varying delays and unknown high-frequency gain sign. *IEEE Transactions on Systems, Man, and Cybernetics, Part B (Cybernetics)* 41(2): 474–485.
- Wang HM and Yang GH (2016) Decentralized state feedback control of uncertain affine fuzzy large-scale systems with unknown interconnections. *IEEE Transactions on Fuzzy Systems* 24(5): 1134–1146.
- Wang XS, Su CY and Hong H (2004) Robust adaptive control of a class of nonlinear systems with unknown dead-zone. *Automatica* 40(3): 407–413.

- Wei CS, Luo JJ, Dai HH, Yin ZY and Yuan JP (2017) Low-complexity differentiator-based decentralized fault-tolerant control of uncertain large-scale nonlinear systems with unknown dead zone. *Nonlinear Dynamics* 89(4): 2573–2592.
- Wen CY (1994) Decentralized adaptive regulation. *IEEE Transactions on Automatic Control* 39(10): 2163–2166.
- Wen CY and Zhou J (2007) Decentralized adaptive stabilization in the presence of unknown backlash-like hysteresis. *Automatica* 43(3): 426–440.
- Yan HS, Han YQ and Sun QM (2018) Optimal output-feedback tracking of SISO stochastic nonlinear systems using multi-dimensional Taylor network. *Transactions of the Institute of Measurement and Control* 40(10): 3049–3058.
- Yang Y and Yue D (2016) Adaptive decentralized fault-tolerant tracking control of a class of uncertain large-scale nonlinear systems with actuator faults. *Transactions of the Institute of Measurement and Control* 40(3): 831–842.
- Ye XD and Huang J (2003) Decentralized adaptive output regulation for a class of large-scale nonlinear systems. *IEEE Transactions on Automatic Control* 48(2): 276–281.
- Yin S, Shi P and Yang HY (2016) Adaptive fuzzy control of strict-feedback nonlinear time-delay systems with unmodeled dynamics. *IEEE Transactions on Cybernetics* 46(8): 1926–1938.
- Yin S, Yang HY and Kaynak O (2017) Sliding mode observer-based FTC for Markovian jump systems with actuator and sensor faults. *IEEE Transactions on Automatic Control* 62(7): 3551–3558.
- Yin S, Yang HY, Gao HJ, et al. (2017) An adaptive NN-based approach for fault-tolerant control of nonlinear time-varying delay systems with unmodeled dynamics. *IEEE Transactions on Neural Networks and Learning Systems* 28(8): 1902–1913.
- Zhai J, Fei S and Ai W (2012) Decentralized output feedback stabilization of large-scale uncertain nonlinear systems. *Proceedings of the Institution of Mechanical Engineers, Part I: Journal of Systems and Control Engineering* 226(6): 795–805.
- Zhang TP and Ge SS (2007) Adaptive neural control of MIMO nonlinear state time-varying delay systems with unknown dead-zones and gain signs. *Automatica* 43(6): 1021–1033.
- Zhang TP and Ge SS (2008) Adaptive dynamic surface control of nonlinear systems with unknown dead zone in pure feedback form. *Automatica* 44(7): 1895–1903.
- Zhang TP and Ge SS (2009) Adaptive neural network tracking control of MIMO nonlinear systems with unknown dead zones and control directions. *IEEE Transactions on Neural Networks* 20(3): 483–497.
- Zhang X and Lin Y (2014) Nonlinear decentralized control of large-scale systems with strong interconnections. *Automatica* 50(9): 2419–2423.
- Zhang XF, Zhang CH and Wang YZ (2014) Decentralized output feedback stabilization for a class of large-scale feedforward nonlinear time-delay systems. *International Journal of Robust and Nonlinear Control* 24(17): 2628–2639.
- Zhou Q, Shi P, Tian Y and Wang M (2015) Approximation-based adaptive tracking control for MIMO nonlinear systems with input saturation. *IEEE Transactions on Cybernetics* 45(10): 2119–2128.